

Subsidiary Legislation made under ss.76 & 89

Control of Traffic Regulations**1960.03.15**

		<i>Commencement</i>	15.03.1960
Amending enactments	Relevant current provisions	Commencement date	
LN. 1986/090	Sch.4	9.9.1986	
1987/085	r. 32(2)	1.6.1987	
1987/121	Sch.4	1.8.1987	
1988/044	Sch.3	31.3.1988	
1988/108	r. 61	14.11.1988	
1988/140	r. 61	15.12.1988	
1989/007	r. 60	2.2.1989	
1989/100	r. 19A, Sch.4	27.11.1989	
1991/158	rr. 20(b), 32(3), 36, 58(1)	8.8.1991	
1996/089	rr. 47A-47C	5.9.1996	
1996/090	rr. 47A-47D, Schs.8-Sch.11	19.9.1996	
Act. 1998-44	rr. 34-36	22.9.2000	
LN. 2000/085	r. 59(2)(b)	2.11.2000	
2001/005	Sch.4	1.2.2001	
2002/073	rr. 56-58, 64	17.10.2002	
Act. 2007-17	r. 19(3)(c)	14.6.2007	
LN. 2008/061	r. 32	14.8.2008	
2011/057	rr. 54-63	9.6.2011	
2011/178	r. 14	29.9.2011	
2012/031	r. 32	10.4.2012	
2012/142	rr. 53A-53C, Sch.12	18.10.2012	
2015/124	r. 33	29.7.2015	
2018/253	r. 33A	8.11.2018	
2018/260	r. 33A(3)	15.11.2018	
2018/292	r. 9, Sch.13	20.12.2018	
2019/034	rr. 9A, 31A	14.2.2019	
2022/294	r. 3A	27.10.2022	

ARRANGEMENT OF REGULATIONS

Regulation

2005-26

Traffic

1960.03.15

Control of Traffic Regulations

This version is out of date

Preliminary

1. Title.
2. Interpretation.

General Rules of the Road

3. Overtaking.
- 3A. Overtaking of bicycles, etc.
4. Roundabouts.
5. Turning left or right.
6. Giving way.
7. Slow traffic.
8. Unattended vehicles.
9. Driving or riding on the footpath.
- 9A. Tunnels

Motor Vehicles

10. Driver to have proper control.
11. Maintenance of vehicle and conditions of loading so as not to be a danger.
12. Riding in a dangerous position.
13. Passengers on goods vehicles.
14. Restriction on reversing.
15. Signalling change of direction.
16. Direction indicators and brake lights.
17. Obstructing roads.
18. Obstructing entrances.
19. Vehicles excluded from City.
- 19A. Bomb House Lane restriction.
20. Restrictions on lamps.
21. Sound warnings.
22. Avoidable excessive noise.
23. Use and maintenance of silencer.
24. Stopping of engine when stationary.
25. Refuelling.
26. Repairing vehicles on roads.
27. Length of tow rope.
28. Trailers not to be drawn by public service vehicles.
29. Number of trailers permitted.
30. Trailer couplings.

This version is out of date

- 31. Trailers on motor cycles.
- 31A. Loads longer or wider than the vehicle.
- 32. Wearing of protective headgear.
- 33. Footrests for passengers on motor cycles.
- 33A. Control of motorcycle.

34 to 36. *Revoked.*

Bicycles

- 37. Number of persons on a bicycle.
- 38. Control of bicycle.
- 39. Bell.
- 40. Horns, etc., prohibited.
- 41. Riding abreast.
- 42. Offences.

Speed Limits.

- 43. General speed limits.
- 44. Special speed limits.

One-way Streets

- 45. Constitution of one-way streets.
- 46. Direction of traffic at Glacis Estate.
- 47. Direction of traffic at Laguna Estate.
- 47A. *Repealed.*
- 47B. Direction of traffic at Varyl Begg Estate.
- 47C. Direction of traffic in Moorish Castle Estate.
- 47D. Direction of traffic at Harbour Views Road and Westside Road.

Pedestrian Crossings

- 48. Indication of crossings.
- 49. Precedence of foot passengers.
- 50. Prohibition of stopping within limits of a crossing.
- 51. When stopping not allowed.
- 52. When stopping permissible.
- 53. Prohibition of foot-passengers remaining on crossing longer than necessary.

No Stopping within a Clearway

2005-26

Traffic

1960.03.15

Control of Traffic Regulations

This version is out of date

53A. No stopping within a clearway.

Box Junctions

53B. Box junctions.

53C. Interpretation.

Traffic Wardens

54. Prescribed traffic sign.

Removal of Vehicles

55. to 63. *Repealed.*

64. Enabling powers of Commissioner of Police and Minister with responsibility for Transport.

SCHEDULE 1.

Pedestrian Crossings

SCHEDULE 2.

Maximum loads for Horse-Drawn Vehicles

SCHEDULE 3.

Speed Limits

SCHEDULE 4.

One-Way Streets

SCHEDULE 5.

Glacis Estate

SCHEDULE 6.

Laguna Estate

SCHEDULE 7.

Traffic Warden's Sign

SCHEDULE 8.

Repealed

Traffic

2005-26

Control of Traffic Regulations

1960.03.15

This version is out of date

SCHEDULE 9.

Varyl Begg Estate.

SCHEDULE 10.

Moorish Castle Estate

SCHEDULE 11.

Harbour Views Road and Westside Road.

SCHEDULE 12

Clearway

SCHEDULE 13

Vehicles and classes of vehicle authorized to drive or ride on footpaths

2005-26

Traffic

1960.03.15

Control of Traffic Regulations

This version is out of date

Title.

1. These Regulations may be cited as the Control of Traffic Regulations.

Interpretation.

2. In these Regulations, unless the context otherwise requires,—

“carriageway” does not include that part of any road which consists of a street refuge or central reservation whether within the limits of a crossing or not;

“central reservation” means any provision made in a road, not being the provision of a street refuge, for dividing the road for the safety or guidance of vehicular traffic;

“crossing” means a crossing for foot-passengers established on any road;

“uncontrolled crossing” means a crossing—

- (a) to which the provisions of Part II of Schedule 1 apply and the presence and limits of which are indicated in accordance with the provisions of that Schedule; and
- (b) at which traffic is not for the time being controlled by a police officer in uniform;

“relevant statutory prohibition or restriction” means a prohibition or restriction contained in, or having effect under, the Traffic Act;

“vehicle” shall include any load carried thereby.

(2) References to the removal of a vehicle from a road, parking place or other public place are references to the removal of that vehicle from that road, parking place or other public place to a place on a road, parking place or public place where that vehicle may lawfully be parked and does not cause unnecessary obstruction or danger to other persons using that road, parking place or other public place.

(3) References to the removal or making arrangements for the safe custody of a vehicle shall respectively include references to removing or making arrangements for the safe custody of any load carried by the vehicle.

General Rules of the Road.

Overtaking.

This version is out of date

3.(1) Every vehicle meeting or being overtaken by traffic shall keep as close to the right hand side of the road as possible.

(2) Every vehicle overtaking other traffic shall be kept to the left of such traffic.

(3) No vehicle shall overtake other traffic when such vehicle is rounding a corner or bend, or at any place where roads intersect or fork, or on a bridge or where a road passes over a brow of a hill or where the driver or rider of the vehicle is unable to see sufficiently far ahead to enable him to overtake with safety.

Overtaking of bicycles, etc.

3A.(1) A motor vehicle must not overtake or attempt to overtake a bicycle if to do so would endanger or cause inconvenience to that cyclist.

(2) A motor vehicle must leave a minimum distance of 1.5 metres when overtaking a bicycle.

Roundabouts.

4. Save where the contrary is ordered by a police officer in the execution of his duty or by a traffic sign the driver or rider of a vehicle shall drive or ride to the right of all roundabouts, street islands and street refuges.

Turning to left or right.

5.(1) Every vehicle when turning to the right shall be kept as close to the right hand side of the road as possible.

(2) Every vehicle turning left from one road into another shall be driven or ridden round the point of intersection of the centre lines of the two roads or round any island or mark which may have been erected or marked for the guidance of traffic.

Giving way.

6.(1) Any vehicle meeting another vehicle on a road shall, where necessary to allow safe passage for any person, slow down and the driver of an unladen vehicle shall give right of way to any laden vehicle in such circumstances.

(2) Vehicles ascending any hill shall, where necessary, be given the right of way by oncoming vehicles.

2005-26

Traffic

1960.03.15

Control of Traffic Regulations

This version is out of date

(3) On the request of any person in command of a body of troops or having charge of any animal or if such person shall raise his hand as a signal to stop, the driver or rider of any vehicle shall immediately stop and keep stationary his vehicle for so long as may be required.

Slow traffic.

7. Where for any reason any vehicle is proceeding at a slow rate of speed the driver or rider of such vehicle shall keep as close as possible to the right hand side of the road.

Unattended vehicles.

8. Any vehicle left unattended shall—

- (a) be drawn up close to the right hand side of the road so as to permit the maximum clear passage for passing traffic; and
- (b) in the case of a motor vehicle, be left with its engine stopped and in such condition as to prevent its movement from natural causes.

Driving or riding on footpaths.

9.(1) Only the vehicles or classes of vehicle listed in schedule 13 may be driven or ridden on a footpath.

(2) In this regulation, “vehicle” includes, motor vehicles, bicycles, tricycles, handcarts and all other contrivances, the primary purpose of which is the conveyance of goods or persons and includes any vehicle of whatever description which is propelled by mechanical or electrical power but does not include wheelchairs, motorized wheelchairs or perambulators.

Tunnels.

9A.(1) Where indicated by specific road signs the following subregulations shall apply.

- (2) No person while driving a motor vehicle in a tunnel shall-
 - (a) cause such vehicle to reverse; or
 - (b) cause such vehicle to make a U-turn or a three point turn.
- (3) No person while driving a motor vehicle in a tunnel shall stop or park such vehicle, unless there is an emergency or it would prove dangerous to continue driving.

This version is out of date

(4) Where a person driving a motor vehicle in a tunnel is required to stop or park a vehicle under subregulation (3) the person must where available, stop or park the vehicle in the places specially indicated for such purpose.

(5) Where a person driving a motor vehicle in a tunnel stops or parks such vehicle for a prolonged period of time, the person must switch off the engine of the vehicle.

Motor Vehicles.

Driver to have proper control.

10. No person while actually driving a motor vehicle shall be in such a position that he cannot have proper control over the vehicle or that he cannot retain a full view of the road and traffic ahead.

Maintenance of vehicle and conditions of loading so as not to be a danger.

11.(1) Every motor vehicle, every trailer drawn thereby and all parts and accessories of such vehicle and trailer shall at all times be in such condition and the number of passengers carried by, and the weight, distribution, packing and adjustment of the load of, such vehicle or trailer shall at all times be such that no danger is caused or is likely to be caused to any person on the vehicle or trailer or on a road.

(2) The load carried by any vehicle shall be so secured that danger is not likely to be caused to any person on a road by reason of the load or any part thereof falling from the vehicle.

(3) No motor vehicle or trailer shall be used for any purpose for which it is so unsuitable or in such a manner as to cause or be likely to cause danger to any person on the vehicle or trailer or on a road.

Riding in a dangerous position.

12. Except for the purpose of testing or repairing a motor vehicle, no person shall ride or be carried on the footboard, tailboard, steps, mudguard, canopy, roof or elsewhere on the outside of any motor vehicle other than a motor cycle.

Passengers on goods vehicles.

13. No person shall be carried in or upon any goods vehicle other than the servant or agent of the owner or hirer of the goods vehicle or the goods carried therein.

Direction indicators and brake lights.

This version is out of date

14. No person shall drive or cause or permit to be driven on any road any motor vehicle unless the vehicle is equipped with properly functioning direction indicators of a type specified in regulation 20 of the Vehicles (Construction, Equipment and Maintenance) Regulations (subject to any exception contained in that regulation) and is fitted with a stop light at the rear which lights when the brakes of the vehicle are applied:

Provided that this regulation shall not apply in respect of road rollers or works trucks:

And further provided that a stop light shall not be required on any vehicle not fitted with electric lighting equipment.

Signalling Change of direction.

15.(1) The driver of a motor vehicle intending to change the direction, slacken the speed or stop the vehicle shall before commencing so to do indicate his intention by signal given with his hand or with a direction indicator.

(2) The hand signals shall be as follows:—

- (a) to indicate the intention to change direction, the arm shall be held out horizontally fully extended in the direction to which it is intended to turn;
- (b) to indicate the intention to slacken speed or stop, the extended arm shall be moved up and down several times.

Restriction on reversing.

16. No person shall, except in the case of a road roller or other road plant while actually engaged in the construction, maintenance or repair of roads, cause a motor vehicle to travel backwards for a greater distance or time than may be requisite for the safety or reasonable convenience of the occupants of that vehicle or of other traffic on the road.

Obstructing roads.

17. No person in charge of a motor vehicle or trailer shall cause or permit the motor vehicle or trailer to stand on a road so as to cause any unnecessary obstruction thereof or so as to impede or obstruct the passage of traffic to or from any other road.

Obstructing Entrances.

18. No person in charge of a motor vehicle or trailer shall cause or permit the vehicle or trailer to obstruct the access of vehicles or persons from a road to, or to a road from, any building or any yard or curtilage of any building without the consent of the occupier of the building.

Vehicles excluded from Inner City.

19.(1) No person shall use or cause or permit to be used within the Inner City an oversized vehicle or a caravan.

(2) Where a motor vehicle is an oversized vehicle by reason only of the fact that its overhang exceeds the dimensions set out in regulation 6(1) of the Vehicles (Construction, Equipment and Maintenance) Regulations and the overhang does not in any event exceed one-half of the wheel base, sub-regulation (1) of this regulation shall not apply to that motor vehicle.

(3) There shall be exempted from this regulation the following vehicles:—

- (a) any fire engine or fire tender in use by the fire brigade;
- (b) any Services vehicle;
- (c) any vehicle which has been specifically exempted by the Government either generally or for a specific purpose and subject to such conditions as the Government may impose:

Provided that nothing in this sub-regulation shall exempt any vehicle or person from complying with the requirements of regulation 7 of the Vehicles (Construction, Equipment and Maintenance) Regulations.

Bomb House Lane restriction.

19A. No person shall at any time bring any vehicle (other than a public service vehicle) into or drive or ride any vehicle in Bomb House Lane at any time:

Provided that nothing in this regulation shall apply to ambulances, fire engines, police vehicles and any other vehicles which the Commissioner of Police may authorise in writing.

Restrictions on lamps.

20. No electric bulb or bulbs of a power or a combined power, as the case may be, exceeding 7 watts in any lamp showing a light to the front fitted to any vehicle shall be kept illuminated while the vehicle is stationary on any road or while it is being driven within the Inner City:

2005-26

Traffic

1960.03.15

Control of Traffic Regulations

This version is out of date

Provided that this regulation shall not apply–

- (a) to lamps used for the interior illumination of any vehicle or as direction indicators;
- (b) to searchlights or other lamps fitted to any vehicle used for naval, military, air force, police, customs or fire brigade purposes; and
- (c) to searchlights or other lamps fitted to any vehicles used for the purposes of carrying out emergency repairs to any sewer or to any main, pipe, cable or other apparatus for the supply of gas, water or electricity whilst such repairs are actually being carried out.

Sound warnings.

21.(1) No person shall sound any instrument fitted to a motor vehicle for signalling its approach–

- (a) within the Inner City, at any time; or
- (b) elsewhere than in the Inner City, between the hours of nine o'clock at night and seven o'clock in the morning:

Provided that this paragraph shall not apply to any vehicle on an occasion when it is being used for fire brigade, ambulance or police purposes if the observance thereof would be likely to hinder the use of the vehicle for the purpose for which it is being used on that occasion.

(2) When a motor vehicle is stationary on a road no person shall use or permit to be used any audible warning instrument with which it is fitted.

Avoidable excessive noise.

22. No motor vehicle shall be used on a road in such manner as to cause any excessive noise which could have been avoided by the exercise of reasonable care on the part of the driver.

Use and maintenance of silencer.

23.(1) No person shall use or cause or permit to be used on a road any vehicle propelled by an internal combustion engine so that the exhaust gases from the engine escape into the atmosphere without first, passing through the silencer, expansion chamber or other contrivance required by the Traffic (Construction, Equipment and Maintenance) Regulations.

Stopping of engine when stationary.

24. The driver of every motor vehicle shall, when the vehicle is stationary otherwise than through enforced stoppage owing to the necessities of traffic, stop the action of any machinery attached to, or forming part of, such vehicle, so far as may be necessary for the prevention of noise:

Provided that this regulation shall not apply—

- (a) so as to prevent the examination or working of the machinery attached to, or forming part of, a motor vehicle where any such examination or working is rendered necessary by any failure or derangement of the said machinery or where the machinery attached to or forming part of the vehicle is required to be worked for some ancillary purpose; or
- (b) in the case of a motor vehicle which is propelled by gas produced in plant carried on the vehicle or on a trailer by the vehicle.

Refuelling.

25. No petrol or other fuel shall be poured into any tank of a motor vehicle or into any receptacle in or on a motor vehicle while the engine of the vehicle is running.

Repairing vehicles on roads.

26. No person shall, on any road,—

- (a) drain the sump of any motor vehicle; or
- (b) carry out any repairs to a motor vehicle, except such emergency repairs as are necessary in order to move the vehicle from such road.

Length of tow rope.

27. No motor vehicle shall tow any other vehicle unless the tow rope or chain be so adjusted that the distance separating the nearest point of the two vehicles shall not exceed 15 feet, and steps shall be taken to render the tow rope or chain easily distinguishable by other users of the road. .

Trailers not to be drawn by public service vehicles.

28. No trailer shall be drawn by a public service vehicle:

2005-26

Traffic

1960.03.15

Control of Traffic Regulations

This version is out of date

Provided that this regulation shall not apply to the drawing of one empty public service vehicle by another empty public service vehicle in the case of an emergency.

Number of trailers permitted.

29. No motor vehicle shall on a road draw more than one trailer:

Provided that where a motor vehicle to which an unladen trailer is attached is, in consequence of a breakdown, being drawn by another motor vehicle, the vehicle and trailer shall, for the purpose of this regulation be treated as a single trailer.

Trailer couplings.

30. Whenever a trailer is attached to any vehicle the couplings shall be efficient for the purpose and shall be maintained in a safe condition.

Trailers on motor cycles.

31.(1) A motor cycle with not more than two wheels and without a sidecar shall not draw a trailer:

Provided that this regulation shall not apply to prevent the towing of a broken down motor cycle which is being towed by another motor cycle in consequence of the breakdown.

(2) No motor cycle shall draw a trailer exceeding five hundredweight in weight unladen or 5 feet overall width.

Loads longer or wider than the vehicle.

31A.(1) No person shall cause a load on a motor vehicle, in cases where the projection of such load may not otherwise be noticed by drivers of other motor vehicles, to project beyond the front, rear or sides of the vehicle without clearly marking such load in accordance with this regulation.

(2) At night, a white light and a white reflecting device shall be used for such marking and the front and a red light and red reflecting device shall be used for the rear.

(3) Loads projecting more than 1 metre beyond the front or rear of the vehicle shall always be marked.

(4) Loads projecting more than 0.4 metres beyond the lateral outer edges of the vehicle's front white side light or rear red side light shall always be marked at night.

Wearing of protective headgear.

32.(1) Every person driving or riding (other than in a side-car) on a motorcycle or moped when on the road shall wear protective headgear.

(2) In this regulation—

“motorcycle and “moped” means a motor vehicle as defined in the Traffic Act;

“protective headgear” means headgear which—

(a) subject to sub-regulation (3), is either—

(i) a helmet bearing the British Standard BS 6688: 1985 (and marked with the British Standard ‘kitemark’);

(ii) a helmet conforming to the UNECE Regulation 22.05 and marked with the UN ‘E’ mark- the first two digits of the approval number being ‘05’; or

(iii) a helmet that complies with any standard accepted by a member of the European Economic Area which offers a level of safety and protection equivalent to BS 6658: 1985 and carrying a mark equivalent to the BSI ‘kitemark’; and

(b) a “full-face”, “open face”, “moto-cross” or “modular” helmet that is to say a helmet offering protection to the ears, and cheeks with or without a visor; and

(c) of the proper fit to ensure that it will not come off should the motorcycle suddenly accelerate or stop and is securely fastened.

(3) Protective headgear known as a “half-head helmet”, that is to say a helmet which covers only the top half of the head and offers no protection to the ears, cheeks and chin is not permitted even if it falls under sub-regulation 2(a)(i), (ii) or (iii) above.

(4) A person who fails to comply with the provisions of this regulation is guilty of an offence and is liable on summary conviction to a fine at level 1 on the standard scale.

(5) The Minister may except from the provisions of this regulation persons participating in a specific event such as a rally of motor-cycles.

2005-26

Traffic

1960.03.15

Control of Traffic Regulations

This version is out of date

Footrests for passengers on motor cycles.

33.(1) If any person in addition to the driver is carried astride any two-wheeled motor cycle (whether a sidecar is attached thereto or not), suitable supports or rests for the feet shall be available on such cycle for that person.

- (2) No person, subject to the provisions of this regulation—
- (a) being the person other than the driver, shall be carried astride any two wheeled motor cycle without keeping both feet on the suitable supports or rests for the feet required by sub-regulation (1);
 - (b) shall drive any two wheeled motor cycle with a child passenger carried astride without ensuring that the child—
 - (i) is able when sat astride the two wheeled motor cycle to place both feet on the suitable supports or rests;
 - (ii) keeps both feet on the suitable supports or rests;

as the case may be.

(3) A person who, without reasonable excuse, drives or travels in a two wheeled motor cycle contrary to these Regulations is guilty of an offence and is liable on summary conviction to a fine at level 2 on the standard scale.

Control of motorcycle.

33A.(1) It shall not be lawful for any person while riding a motorcycle on any road to ride without placing both hands on the handle bars of such motorcycle except for carrying out hand signals for intending to change direction.

(2) A person who fails to comply with subregulation (1) commits an offence and is liable on summary conviction to a fine.

(3) This regulation shall not apply to police motorcyclists whilst engaged in the execution of their duties.

34 to 36. *Revoked*

Bicycles.

Number of persons riding a bicycle.

37.(1) It shall not be lawful for more than one person to be carried on any road on a bicycle, unless the bicycle is constructed or adapted for the carriage of more than one person.

(2) If more than one person is carried on a bicycle in contravention of the provisions of this regulation each of the persons carried is guilty of an offence.

(3) In this regulation references to a person carried on a bicycle shall include references to a person riding the bicycle.

Control of bicycle.

38. It shall not be lawful for any person while riding a bicycle on any road—

- (a) to hold on to any other moving vehicle; or
- (b) to ride such bicycle without at least one hand being on the handle bar of such bicycle.

Bell.

39.(1) No person shall ride a bicycle on any road unless the bicycle is equipped with an efficient bell capable of giving audible and sufficient warning of its approach.

(2) No person shall on a road make excessive or unreasonable use of any bell attached to a bicycle.

Prohibited instruments.

40. No person shall on any road ride a bicycle equipped with any horn, siren or instrument other than a bell.

Riding abreast.

41. Cyclists shall proceed in single file where circumstances so require and shall in no case proceed more than two abreast:

Provided that the provisions of this regulation shall not apply when a person riding a bicycle overtakes two other persons riding bicycles abreast where there is no traffic on the road at the point of overtaking.

2005-26

Traffic

1960.03.15

Control of Traffic Regulations

This version is out of date

Offences.

42. A person who rides or cause or permits to be ridden any bicycle in contravention of or otherwise contravenes or neglects or fails to comply with the provisions of regulations 37 to 41 is guilty of an offence.

Speed Limits.

General speed limits.

43. No motor vehicle of a class specified in the first column of Schedule 3 shall be driven on any road in Gibraltar at a speed greater than that prescribed opposite thereto in the second column of that Schedule.

Special speed limits.

44. Notwithstanding the provisions of regulation 43 no motor vehicle shall be driven on any road or any part of a road in Gibraltar at a speed greater than that indicated by a traffic sign as the maximum speed of motor vehicles using that road or that part of that road.

One-way Streets

One-way streets.

45.(1) The streets specified in Schedule 4 shall, to the extent shown in that Schedule, be one-way streets.

(2) No person shall drive, or cause or permit to be driven, a motor vehicle or horse-drawn vehicle, or shall ride a bicycle, in any part of a street specified in Schedule 4 in a direction other than that indicated by traffic signs.

Direction of traffic at Glacis Estate.

46. No person shall—

- (a) drive or cause or permit to be driven a motor vehicle or horse-drawn vehicle; or
- (b) ride a bicycle—

along any road shown on the diagram contained in Schedule 5, in a direction that is contrary to the direction indicated by any arrow shown on the diagram in relation to that road.

Direction of Traffic at Laguna Estate.

47. No person shall—

- (a) drive or cause or permit to be driven a motor vehicle or horsedrawn vehicle; or
- (b) ride a bicycle—

along any road shown on the diagram contained in Schedule 6, in a direction that is contrary to the direction indicated by any arrow shown on the diagram in relation to that road.

47A. *Revoked*

Direction of traffic at Varyl Begg Estate.

47B. No person shall drive or cause or permit to be driven any manner of conveyance, whether a motor vehicle, bicycle or otherwise, along any road shown on the diagram contained in Schedule 9, in a direction that is contrary to the direction indicated by any arrow shown on that diagram in relation to that road.

Direction of traffic in Moorish Castle Estate.

47C. No person shall drive or cause or permit to be driven any manner of conveyance, whether a motor vehicle, bicycle or otherwise, along any road shown on the diagram contained in Schedule 10, in a direction that is contrary to the direction indicated by any arrow shown on that diagram in relation to that road.

Direction of traffic at Harbour Views Road and West Side Road.

47D. No person shall drive or cause or permit to be driven any manner of conveyance, whether a motor vehicle, bicycle or otherwise, along any road shown on the diagram contained in Schedule 11, in a direction that is contrary to the direction indicated by any arrow shown on that diagram in relation to that road.

Pedestrian Crossings

Indication of crossings.

48. Every crossing and its limits shall be indicated in accordance with the provisions of Schedule 1.

Precedence of foot passengers.

49. Every foot-passenger on the carriageway within the limits of an uncontrolled crossing shall have precedence within those limits over any vehicle and the driver of the vehicle shall accord such precedence to the foot-passenger, if the foot-passenger is on the carriageway within those limits before the vehicle or any part thereof has come on to the carriageway within those limits.

For the purposes of this regulation, in the case of such a crossing on which there is a street refuge or central reservation, the parts of the crossing which are situate on each side of the street refuge or central reservation, as the case may be, shall each be treated as a separate crossing.

Prohibition of stopping within limits of a crossing.

50. The driver of a vehicle shall not cause the vehicle or any part thereof to stop within the limits of a crossing unless either he is prevented from proceeding by circumstances beyond his control or it is necessary for him to stop in order to avoid an accident.

When stopping not allowed.

51. Save as provided in regulation 52 or for the purpose of complying with regulation 49 the driver of a vehicle shall not cause the vehicle or any part thereof to stop on the carriageway between—

- (a) an uncontrolled crossing, the approach to which is indicated by a pattern of studs as provided in paragraph 8 of Part II of Schedule 1; and
- (b) the line of studs in that pattern situate furthest from the crossing on the side of the road on which the pattern of studs is placed or, if the road is a one-way street, on either side of the road.

For the purpose of this regulation, the expression “vehicle” shall not include a pedal bicycle not having a sidecar attached thereto, whether additional means of propulsion by mechanical power are attached to the bicycle or not.

When Stopping permissible.

52. A vehicle shall not by regulation 51 be prevented from stopping in any length of road on any side thereof, if the driver is prevented from proceeding by circumstances beyond his control or it is necessary for him to stop in order to avoid accident, or for so long as may be necessary to enable the vehicle, if it cannot be used for such purpose without stopping in that length of road, to be used in connection with any building operation or demolition, the removal of any obstruction to traffic, the maintenance, improvement or reconstruction of that length of

This version is out of date

road, or the laying, erection, alteration or repair in or near to that length of road of any sewer or of any main, pipe or apparatus for the supply of gas, water or electricity or of any telegraph or telephone wires, cables, posts or supports, or for police, fire or ambulance purposes.

Prohibition of foot-passengers remaining on crossing longer than necessary.

53. No foot-passenger shall remain on the carriageway within the limits of a crossing longer than is necessary for the purpose of passing over the crossing with reasonable dispatch.

No Stopping within a Clearway

No stopping within a clearway.

53A.(1) The driver of a vehicle shall not cause the vehicle or any part thereof to stop within a clearway unless he is either prevented from proceeding by circumstances beyond his control or it is necessary for him to stop in order to avoid an accident.

(2) A vehicle shall not by sub-regulation (1) be prevented from stopping in any length of road or any side thereof—

- (a) where the circumstances provided in regulation 52 apply; or
- (b) the vehicle is being used for law enforcement purposes.

Box Junctions

Box junctions.

53B.(1) No person shall cause a vehicle to enter a box junction so that the vehicle has to stop within the box junction due to the presence of stationary vehicles.

(2) Sub-regulation (1) does not apply—

- (a) where the circumstances provided in regulation 52 apply;
- (b) where the vehicle is being used for law enforcement purposes;
- (c) to any person who causes a vehicle to enter the box junction (other than a box junction at a roundabout) for the purpose of turning left; or

2005-26

Traffic

1960.03.15

Control of Traffic Regulations

This version is out of date

- (d) to any person who stops a vehicle within the box junction for so long as it is prevented from completing the left turn by oncoming vehicles or other vehicles which are stationary whilst waiting to complete the left turn.

(3) For the purposes of sub-regulation (1) a reference (howsoever expressed) to a vehicle which is stationary or stops within a box junction includes a vehicle which is stationary whilst part of it is within the box junction.

Interpretation.

53C. For the purposes of regulations 53A and 53B–

“box junction” means an area of carriageway marked with yellow cross-hatching at a junction between two or more roads;

“clearway” means an area of carriageway demarcated by the traffic signs prescribed in Schedule 12 and such road markings as the Minister may direct;

“stop” means temporary park, or to stop a vehicle to drop off or pick up any person or thing, or waiting, or any other type of stopping.

Traffic Wardens

Traffic sign.

54. Every sign which is exhibited by a traffic warden for the purposes of stopping any vehicle or vehicles in accordance with section 84 of the Traffic Act shall be of the size, colour and type shown in the diagram in Schedule 7.

Removal of Vehicles

55-63. *Repealed.*

Enabling powers of Commissioner of Police and Minister with responsibility for Transport.

64. (1) The Commissioner of Police and Minister with responsibility for Transport may for the purpose of these Regulations–

- (a) engage or employ persons to remove and detain vehicles in safe custody, and to sell, destroy or otherwise dispose of vehicles; and

This version is out of date

- (b) Cause or arrange to be set aside places of safe custody for vehicles so detained.
- (2) Any person who removes or otherwise deals with a vehicle pursuant to these regulations may do so by all reasonable means that are necessary to carry these regulations into effect, including the driving, towing or carriage of such vehicles.

2005-26

Traffic

1960.03.15

Control of Traffic Regulations

This version is out of date

SCHEDULE 1.

Regulations 2 and 48.

PEDESTRIAN CROSSINGS,

PART I.

1. (1) Subject to the provisions of this Part every crossing and its limits shall be indicated by two lines of studs placed across the carriageway in accordance with the following provisions of this paragraph.

(2) Each line formed by the outside edges of the studs shall be so separated from the other line so formed that no point on one line shall, except where the Commissioner of Police otherwise authorizes in the case of any particular crossing, be less than 8 feet nor more than 16 feet from the nearest point on the other line:

Provided that the preceding provisions of this sub-paragraph shall be regarded as having been complied with in the case of any crossing which for the most part complies with those provisions notwithstanding that those provisions may not be so complied with as respects the distance from one or more points on one line to the nearest points on the other line, so long as the general indication of the lines is not thereby materially impaired.

(3) The studs of which each line is constituted shall be so placed that the distance from the centre of any one stud to the centre of the next stud in the line is not less than 10 inches nor more than 28 inches, and a distance of not more than 50 inches is left between the edge of the carriageway at either end of the line and the centre of the stud nearest thereto:

Provided that the preceding provisions of this sub-paragraph shall be regarded as having been complied with in the case of any line where most of the studs constituting it comply with those provisions, notwithstanding that those provisions may not be complied with as respects one or more such studs, so long as the general indication of the line is not thereby materially impaired.

(4) Studs shall not be fitted with reflecting lenses and shall be—

- (a) white, silver or light grey in colour;
- (b) square or circular in plan, the sides of a square stud not being less than $3\frac{7}{8}$ inches nor more than $4\frac{1}{2}$ inches in length and the diameter of a circular stud not being less than $3\frac{7}{8}$ inches nor more than $4\frac{1}{4}$ inches; and

This version is out of date

- (c) so fixed that they do not project more than $\frac{1}{8}$ of an inch above the carriageway at their highest points nor more than $\frac{1}{4}$ of an inch at their edges.
2. A crossing or its limits shall not be deemed to have ceased to be indicated in accordance with the preceding provisions of this Part by reason only of the discoloration or temporary removal or displacement of one or more studs in any line so long as the general indication of the line is not thereby materially impaired.

PART II.

3. The provisions of this Part shall apply to every crossing where apparatus for the emission of light signals for the control of traffic is not installed.
4. Without derogation from the provisions of Part I every crossing to which the provisions of this Part apply shall be further indicated in accordance with the following provisions of this Part.
5. (1) The carriageway shall be marked within the limits of every such crossing with a pattern of alternate black and white stripes:

Provided that where the colour of the surface of the carriageway provides a reasonable contrast with the colour of white that surface may itself be utilised for providing stripes which would otherwise be required to be black.

- (2) Every stripe shall—
- (a) extend along the carriageway from one line formed by the inside edges of the studs or from a part of the crossing which is not more than 6 inches from that line to the other line so formed or to a part of the crossing which is not more than 6 inches from that line; and
- (b) be of a width of not less than 20 inches or of such smaller width (not being less than 15 inches) and, in the case of the first stripe at each end of the crossing not more than 50 inches, or in the case of any other stripe not more than 28 inches.
- (3) The preceding provisions of this paragraph shall be regarded as having been complied with in the case of any crossing which for the most part complies with those provisions notwithstanding that those provisions may not be complied with as respects one or more stripes so long as the general appearance of the pattern of stripes is not thereby materially impaired.
6. (1) At or near each end of every crossing there shall be placed in accordance with the following provisions of this paragraph globes mounted on posts or brackets.

2005-26

Traffic

1960.03.15

Control of Traffic Regulations

This version is out of date

- (2) Globes shall be—
- (a) yellow in colour;
 - (b) not less than 11 inches nor more than 13 inches in diameter; and
 - (c) so mounted that the height of the lowest part of the globe is not less than 8 feet nor more than 10 feet above the surface of the ground in the immediate vicinity.

(3) Posts on which globes are mounted shall be circular in plan and not less than 3 inches in diameter and shall be coloured with alternate black and white bands each band being not less than 11 inches nor more than 13 inches in depth.

7. A crossing to which the provisions of this Part apply shall not be deemed to have ceased to be indicated in accordance with the preceding provisions of this Part by reason only of—

- (a) the imperfection, discoloration or partial displacement of one or more of the stripes so long as the general appearance of the pattern of stripes is not materially impaired; or
- (b) the imperfection, discoloration, disfigurement, or the temporary removal or displacement of any of the globes, posts or brackets.

8. (1) Subject to the following provisions of this paragraph, the approach for vehicular traffic to a crossing to which the provisions of this Part apply shall be indicated by a pattern of studs placed on the carriageway in accordance with the following provisions of this paragraph.

(2) On a road not being a one-way street the pattern of studs shall comply with the requirements shown in Diagram I in Schedule 2 and on a road being a one-way street the pattern of studs shall comply with the requirements shown in Diagram 2 in the said Schedule:

Provided that the requirements shown in the relevant diagram shall be regarded as having been complied with in the case of any pattern of studs where most of the studs constituting it comply with those requirements notwithstanding that those requirements may not be complied with as respects one or more studs so long as the general appearance of the pattern of studs is not thereby materially impaired.

(3) The provisions of sub-paragraph (4) of paragraph 1 of Part I shall apply to the studs mentioned in this paragraph as they apply to the studs mentioned in that sub-paragraph.

This version is out of date

(4) The approach to a crossing shall not be deemed to have ceased to be indicated by a pattern of studs in accordance with the preceding provisions of this paragraph by reason only of the discoloration of or temporary removal or displacement of one or more studs in the pattern of studs so long as the general appearance of the pattern of studs is not thereby materially impaired.

(5) Where the Commissioner of Police is satisfied in relation to a particular approach to a crossing that by reason of the existence at or near that crossing of a road junction which is on the same side of that crossing and on the same side of the road as that approach—


- (a) the application of regulation 51 in relation to that approach will not be appropriate unless the pattern of studs by which the approach is to be indicated is varied as hereinafter provided; or
- (b) that the application of regulation 51 in relation to that approach would be inappropriate even if the pattern of studs were varied as aforesaid,

then, in the case mentioned in (a) of this sub-paragraph that approach shall be indicated in accordance with the foregoing provisions of this paragraph varied by the substitution for the distance of not less than 42 feet nor more than 48 feet shown in the relevant diagram in Schedule 2 of such shorter distance (not being less than 30 feet) as the Commissioner of Police may think fit, or, in the case mentioned in (b) of this sub-paragraph it shall not be necessary for that approach to be indicated in accordance with this paragraph:

Provided that for the purpose of the application of this sub-paragraph to a crossing which is on a road which is a one-way street the foregoing provisions of this sub-paragraph shall have effect as if the words “and on the same side of the road” were omitted.

This version is out of date

Diagram 2. Indication of Appointment One Way Street



2005-26

Traffic

1960.03.15

Control of Traffic Regulations

This version is out of date

SCHEDULE 2.

Regulation 34.

MAXIMUM LOADS FOR HORSE-DRAWN VEHICLES

The weight of loads on trucks and carts shall not exceed the following:–

Description of vehicle.	For loads taken up Governor's Street, City Mill Lane, Library Street or to the East of Governor's Street, Town Range, Alameda Gardens, Cumberland Road and Rosia Road, or up Ragged Staff Road or from the Refuse Destructor at North Front to Catalan Bay and from Catalan Bay Village.	To other places
Truck with– 1 horse or mule	5 Cwts.	8 Cwts.
2 horses or mules	14 Cwts.	20 Cwts.
Carts with– 1 horse or mule	6 Cwts.	12 Cwts.
1 donkey	4 Cwts.	8 Cwts.
2 donkeys	6 Cwts.	12 Cwts.

Other carts–as endorsed upon the licence when granted.

This version is out of date

SCHEDULE 3.

Regulation 43.

SPEED LIMITS.

Column 1

Column 2.

Motor vehicles other than omnibuses, steam driven vehicles, goods vehicles and motor vehicles drawing trailers. 50 kilometres per hour.

Omnibuses, steam driven vehicles, goods vehicles and motor vehicles drawing trailers. 35 kilometres per hour.

2005-26

Traffic

1960.03.15

Control of Traffic Regulations

This version is out of date

SCHEDULE 4.

Regulation 45

ONE-WAY STREETS.

<i>Street</i>	<i>Direction</i>
Cooperage Lane	From Irish Town to Main Street
Parliament Lane	“ Main Street to Irish Town
Tuckey’s Lane	“ Irish Town to Main Street
Bell Lane	“ Cornwall’s Parade to Main Street
Market Lane	“ Main Street to Irish Town
John Mackintosh Square (North)	“ Main Street to Irish Town
John Mackintosh Square (South)	“ Line Wall Road to Main Street
John Mackintosh Square (West Side)	“ Line Wall Road to Irish Town
Cornwall’s Lane	“ City Mill Lane to Cornwall’s Parade
City Mill Lane	“ Main Street to Governor’s Street
Governor’s Street	“ Prince Edward’s Road to Cornwall’s Parade
College Lane	“ Main Street to Line Wall Road
Engineer Lane	“ Cornwall’s Parade to Main Street
Cannon Lane	“ Library Street to Main Street
Cornwall’s Parade	“ Governor’s Street to Engineer Lane
Church Lane	“ Main Street to Cannon Lane
King Street	“ Main Street to Line Wall Road
...	“ ...
...	“ ...
George’s Lane	“ Main Street to Town Range
Victualling Office Lane	“ Main Street to Town Range
King’s Yard Lane	“ Town Range to Main Street
Governor’s Parade (South Side)	“ Town Range to Library Street
Prince Edward’s Road	“ Prince Edward’s Gate to Flat Bastion Road
Prince Edward’s Road	“ Castle Road to Hospital Ramp
Hospital Hill	“ Castle Road to Hospital Ramp

This version is out of date

Irish Town	“	John Mackintosh Square to Cooperage Lane
Cloister Ramp	“	Irish Town to Line Wall Road
Fountain Ramp	“	John Mackintosh Square to Cloister Ramp
Bayside Road	“	Winston Churchill Avenue via the north side of the traffic island to the bifurcation of the two branch roads being part of Bayside Road and from the bifurcation of the two branch roads to Winston Churchill Avenue via the south side of the traffic island
Devil’s Tongue Road	“	Waterport Road to Queensway
Transport Road	“	South Pavillion Road to Rosia Road
South Barracks Road	“	Europa Road to B.F.B.S. Studios
Boyd Street	“	Rosia Road to Trafalgar Road
Scud Hill	“	South Barracks Ramp to Cumberland Road
Witham’s Road	“	Rosia Road to south side of Jumpers Buildings via south side of gardens
Witham’s Road	“	south side of Jumpers Buildings to Rosia Road via east side of garden
Cumberland Road	“	Rosia Road to Scud Hill
Rosia Road	“	Scud Hill to Cumberland Road
Reclamation Road	“	North to South
Town Range (South)	“	Convent Place to Hargraves Parade
Town Range (North)	“	Convent Place to Library Street
Convent Place	“	Main Street to Town Range
Library Street	“	Governor’s Parade to Main Street
Elliot’s Way	“	Boyd Street to Europa Road
Europa Road (North Side)	“	Elliot’s Way to Prince Edward’s Gate
Red Sands Road	“	North east side of Picton House to its junction with Rosia Road
Queen’s Road	“	Jews Gate to junction of Queen’s Road/Signal Station Road
Old Queen’s Road	“	South junction with Queen’s Road to North junction with Queen’s Road.
Line Wall Road	“	The junction with Convent Ramp to the junction with Main Street immediately north of Referendum Gates
Witham’s Road	“	Rodger’s Road to Braeside House, 14 Witham’s Road

2005-26

Traffic

1960.03.15

Control of Traffic Regulations

This version is out of date

Keightly Way Tunnel and road leading up to Peppertree Cottage	“	The junction of Europa Advance Road and Keightly Way Tunnel northwards up to Peppertree Cottage
Flat Bastion Road	“	Castle Road to Gardiner’s Road
Gardiner’s Road	“	Flat Bastion Road to Europa Road
Horse Barracks Lane	“	Cornwall’s Lane to Main Street
...	...	
...	...	
Main Street	“	Engineer’s Lane South to Bedlam Court, except for taxis and omnibuses proceeding North from Bedlam Court in Compliance with Regulation 6(3) of the Traffic (Main Street) Regulations, 1986.
Cathedral Square	“	Main Street to Line Wall Road
Line Wall Road and south side of Cathedral Square	“	North west side of Cathedral Square to Secretary’s Lane
Cathedral Square	“	From Secretary’s Lane to north side of Cathedral Square
Secretary’s Lane	“	Cathedral Square to Governor’s Lane
Secretary’s Lane	“	Line Wall Road at its junction with Wellington Front to Governor’s Lane
Cathedral Square	“	Junction of Secretary’s Lane to east side of Cathedral Square
Governor’s Lane	“	Secretary’s Lane to Main Street
Line Wall Road	“	The junction with Convent Ramp to the south side of Cathedral Square
Corral Road	“	Market Place to Winston Churchill Avenue
Tank Ramp	“	Willis’s Road to Tarik Road
Town Range	“	Convent Place to Kings Yard Lane
Hargraves Parade	“	the entrance to St. Jago’s Estate to its junction with Prince Edward’s Road.
Engineer Road	“	its junction with the roadway leading to Humphreys Bungalows to Jew’s Gate.
Rodger’s Road	“	South Barracks Ramp to the junction with Withams Road and St. Joseph’s Road.
St. Joseph’s Road	“	the junction of Rodger’s Road and Withams Road to Sandpits Vaults.

This version is out of date

South Barrack Ramp	“ the junction with Rodger’s Road to Scud Hill.
Cemetery Road	“ roundabout in Cemetery Road.
Road west of Saccone & Speed Factory	“ Devil’s Tower Road to roundabout in Cemetery Road.
Road east of Saccone & Speed Factory	“ roundabout in Cemetery Road to Devil’s Tower Road.

2005-26

Traffic

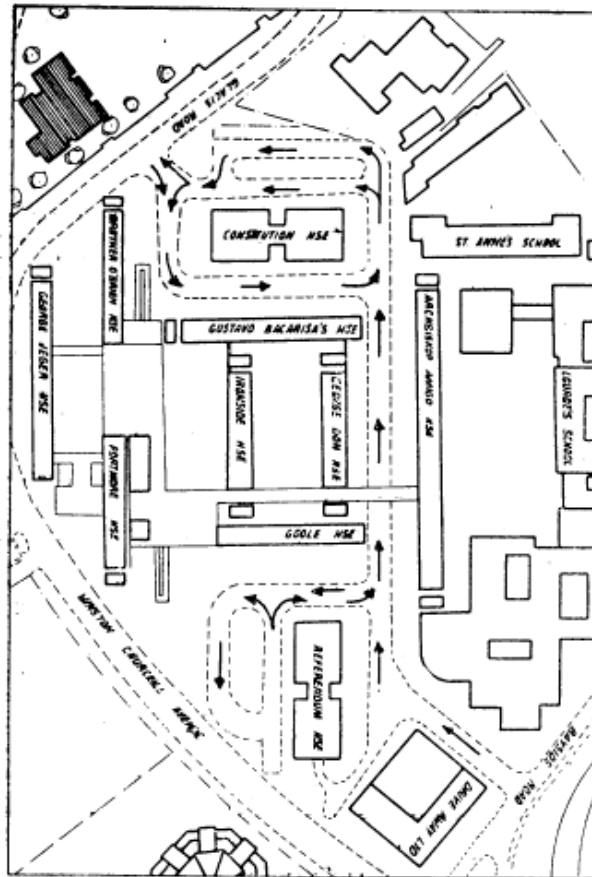
1960.03.15

Control of Traffic Regulations

This version is out of date

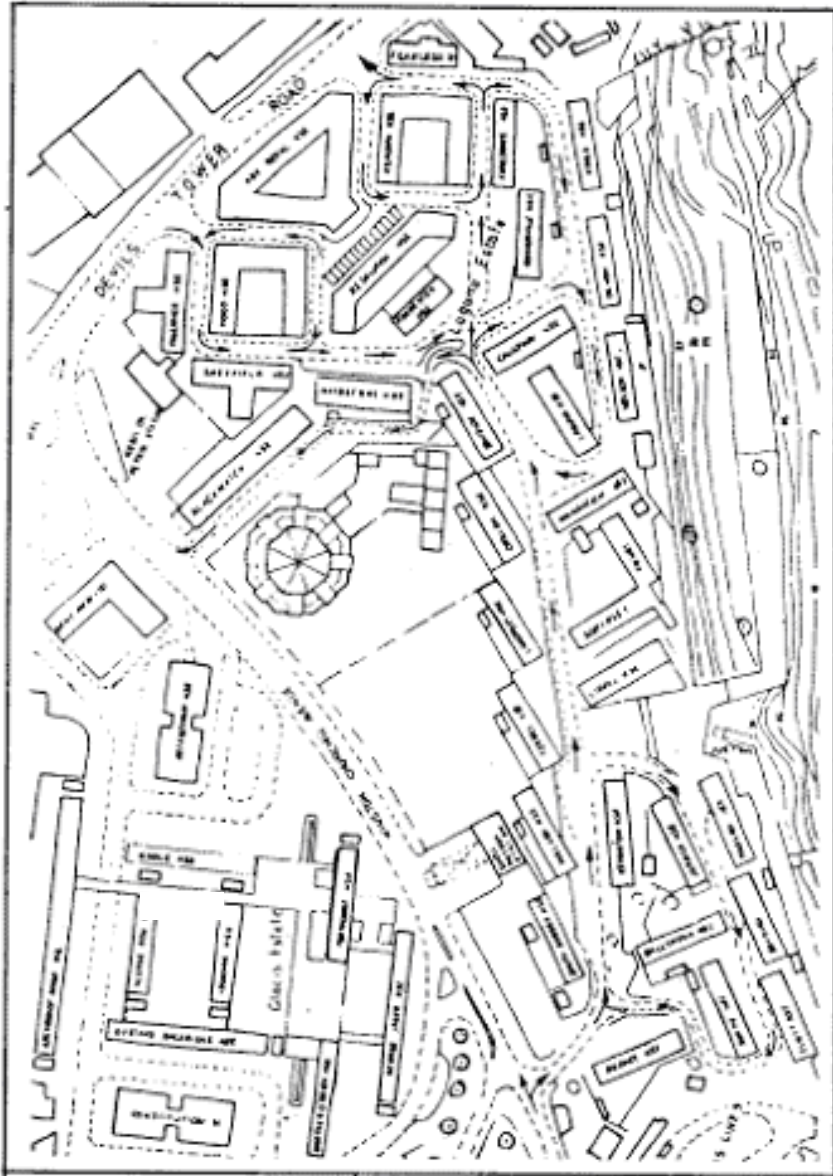
SCHEDULE 5.

GLACIS ESTATE



This version is out of date

SCHEDULE 6.
LAGUNA ESTATE



2005-26

Traffic

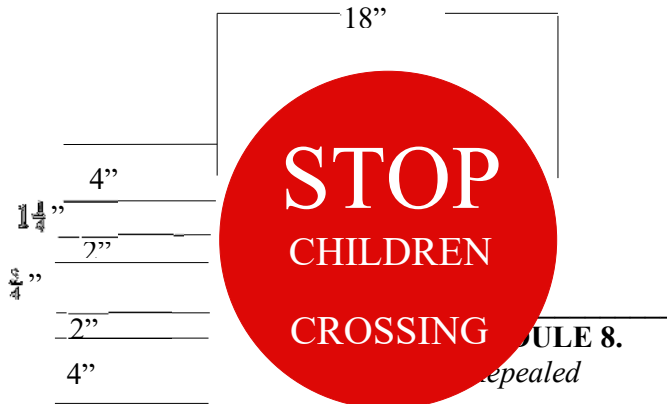
1960.03.15

Control of Traffic Regulations

This version is out of date

SCHEDULE 7.

TRAFFIC WARDEN'S SIGN

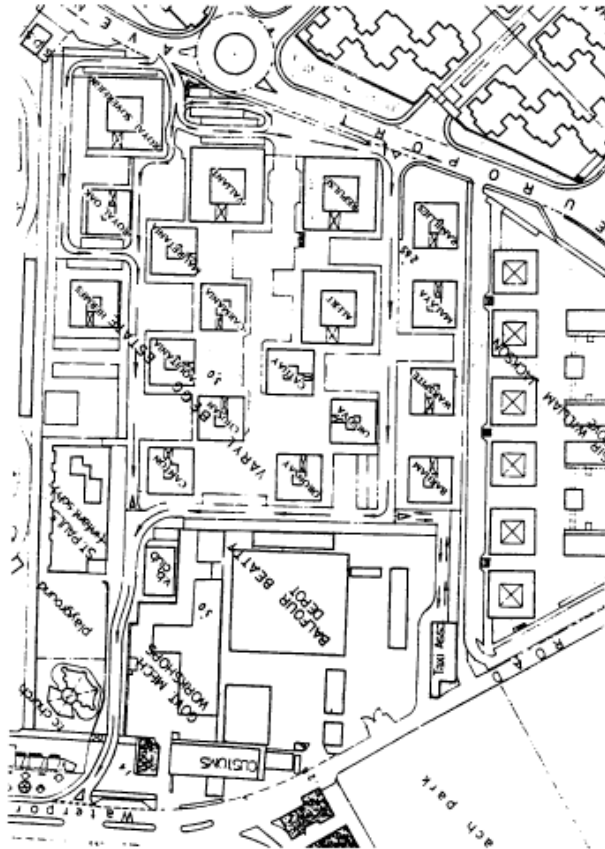


This version is out of date

SCHEDULE 9.

Regulation 47B.

VARYL BEGG ESTATE



2005-26

Traffic

1960.03.15

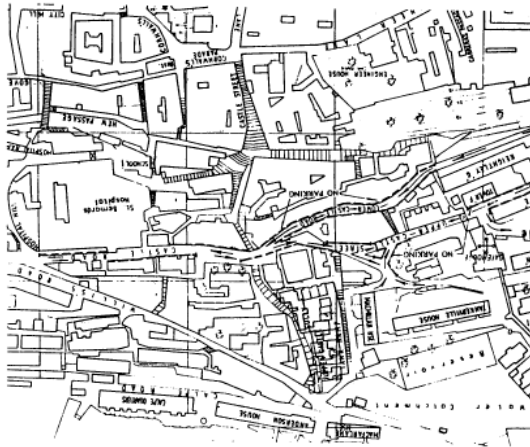
Control of Traffic Regulations

This version is out of date

Regulation 47C.

SCHEDULE 10.

MOORISH CASTLE ESTATE

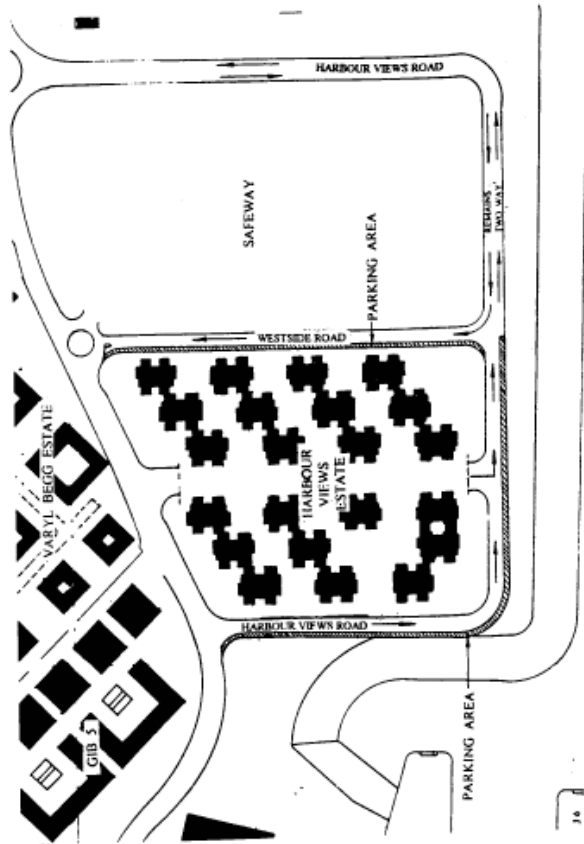


This version is out of date

SCHEDULE 11

Regulation 47D.

HARBOUR VIEWS ROAD AND WESTVIEW ROAD.



2005-26

Traffic

1960.03.15

Control of Traffic Regulations

This version is out of date

SCHEDULE 12

Regulation 53A and 53C

CLEARWAY

The sign below indicates that vehicles are prohibited from stopping in the area of carriageway to which it relates. Vehicles risk being towed away or clamped and fined.



SCHEDULE 13

Regulation 9

Vehicles and classes of vehicle authorized to drive or ride on footpaths

1. Motorized 3 or 4 wheeled scooters designed for persons with infirmities.